



DIN  
Schienen-  
Geräte  
H 35mm

## Coron® II

D0-Fuse switch disconnector with integrated flashing indicator inclusive fuse plugs

Width of 27mm per pole

integrated flashing indicator (OEFI)

all pole disconnection

easier fuse change per fuse plug with finger protection

universal-fuse plug

lockable with a normaly padlock

double-sided supply

Item:	kg/pc	unit	Item No.
1 pole	0,116	12	104651
2 pole	0,236	6	104652
3 pole	0,355	4	104653
1 pole + N (N pre-/post lagging phase)	0,231	6	104641
3 pole + N (N pre-/post lagging phase)	0,448	3	104643

**Approvals:**

DIN VDE 0660 Teil 107, EN 60947, IEC 60947-3  
DIN VDE 0636 Teil 41, IEC 60269-3  
DIN VDE 0638, DIN VDE 43880

---

**Electrical data:**

Rated operational voltage:	AC 400V DC 1-polig 110V, DC 2-polig 220V
Rated operational current:	63 A
Continuous rated current:	63 A
Rated short circuit making capacity: $I_{cm}$	50KA <sub>eff</sub>
Rated impulse with stand voltage: $U_{imp}$	6000V
Utilization category:	AC 22B DC 21B
Over voltage category / degree of pollution:	IV/3 (DIN VDE 0110)
Max. permissible power loss of fuse-links: $P_n$	5,5 W
Power loss per current path without fuse-link: $P_n$	1,7W per pole

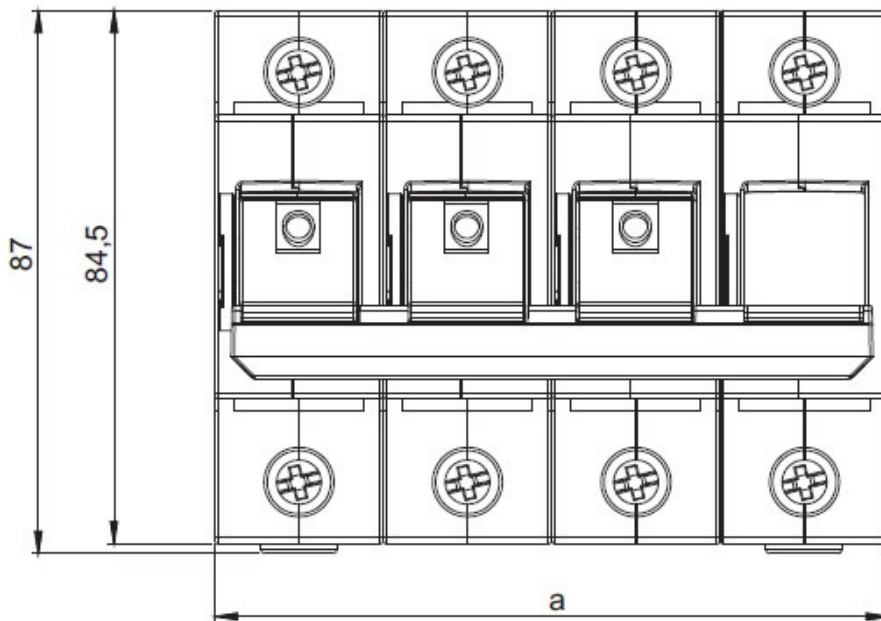
---

**Mechanical Data:**

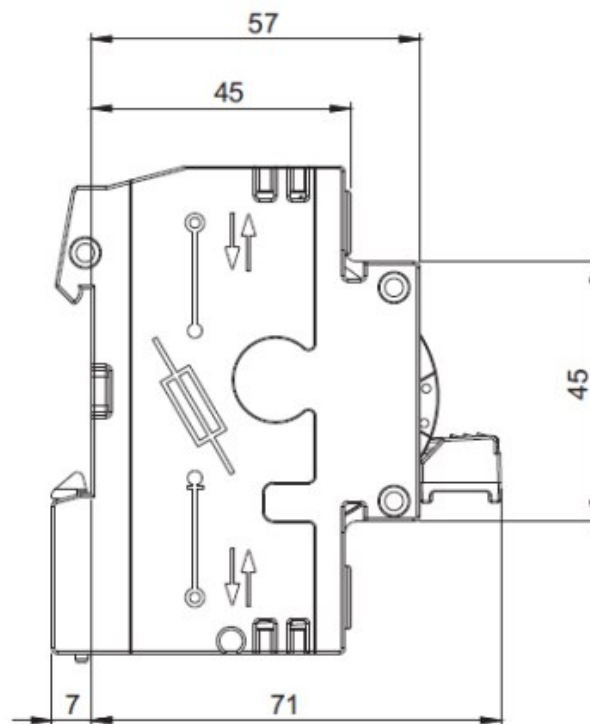
Clamps:	stainless steel terminal clamps (antimagnetic) M <sub>D</sub> 3Nm
Screw:	Pozidriv PZ2
Cross Section:	1,5 - 35mm <sup>2</sup>
Touch protection:	BGV A3
Temperature range operation:	-25°C /+60°C
Temperature range storage:	-25°C / +100°C
Fire classification:	UL94/V0
Glow wire:	960°C
Plastic:	free of halogen, phosphor and silicone

---

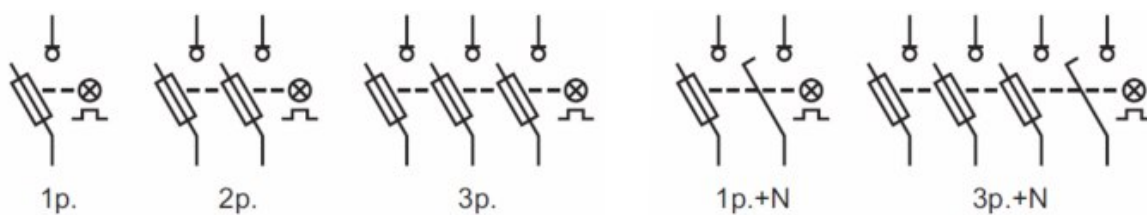
## Dimensions:



	a
1 pole	27 mm
2 pole	54 mm
3 pole	81 mm
1 pole + N	54 mm
3 pole + N	108 mm



## Circuit diagram:



## Fittings:



### Plug-reducer spring D02 to D01

Item	kg/pc	unit	Item No.
Reduzierfeder von D02 auf D01	0,01	12	104601



### Associated bus bar connectors in stock (Step width 27mm)



### Double clamp

3-pole

Cross section	unit	Item No.
2 x 35 mm <sup>2</sup>	4	102013

### D0-Fuse links 400V~/250V-

DIN 49522 DIN VDE 0636 IEC 60269



Item	kg/pc	unit	Item No.
D01 2A	0,10	50	100202
D01 4A	0,10	50	100204
D01 6A	0,10	50	100206
D01 10A	0,11	50	100210
D01 13A	0,11	50	100213
D01 16A	0,11	50	100216
D02 20A	0,18	50	100220
D02 25A	0,18	50	100225
D02 32A	0,19	50	100232
D02 35A	0,21	50	100235
D02 40A	0,21	50	100240
D02 50A	0,22	50	100250
D02 63A	0,22	50	100263

### D0-Cartridge ring adaptor inserts DIN 49523

DIN VDE 0636 IEC 60269



Item	kg/pc	unit	ItemNo.
D02 E18 2A	0,001	50	100402
D02 E18 4A	0,001	50	100404
D02 E18 6A	0,001	50	100406
D02 E18 10A	0,001	50	100410
D02 E18 16A	0,001	50	100416
D02 E18 20A	0,001	50	100420
D02 E18 25A	0,001	50	100425
D02 E18 35A	0,001	50	100435
D02 E18 50A	0,001	50	100450
Cartridge ring adaptor wrench	0,020	50	101400